

# Quick Guide

## BatteryBooster designed for BlackBerry® Wireless Handheld

### About

Boost your battery's current runtime!

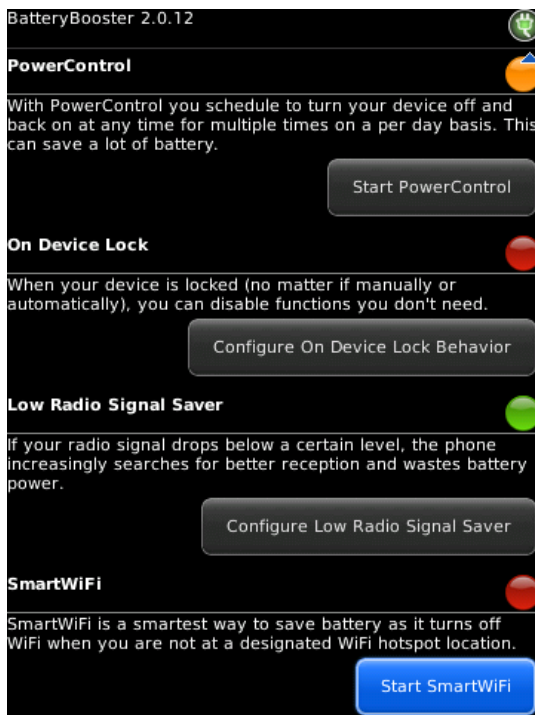
### Installation

Extract all contents of the .zip file to a single directory and select the .alx in the "Application Loader" of your "BlackBerry Desktop Manager". Follow the instructions and the program will be installed on your BlackBerry®. A more detailed guide on third party program installation can be found here:

- [Install Applications using a Microsoft Windows Desktop](#)
- [Install Applications using a Mac OS X Desktop](#)

### What BatteryBooster does

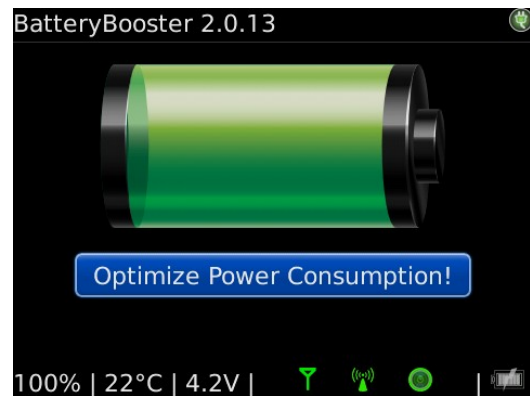
BatteryBooster performs internal BlackBerry® functions that look at radio, WiFi, LED, backlight and power settings. There are a lot of power usage improvements possible, and you can use BatteryBooster to set up your device in the most battery preserving way.



### Why use BatteryBooster

BatteryBooster is an essential battery boosting and power management application that is tailor made for BlackBerry®. Moreover, the application displays an overview on your battery charge, which includes voltage, temperature of the battery, and real-time battery capacity displayed both graphically and textually.

BatteryBooster has a variety of powerful battery boosting techniques with simple and convenient boosting functions to help boost up your battery's running time. Once BatteryBooster is set up, it can run in the background and performs the functions silently and enjoy a longer battery life and lower the need for a battery charge.



### Features:

#### Device Power Settings:

In this section, you can configure power settings in your device. The device display is one of the biggest power consumers and therefore the backlight settings play a big role here.

**Backlight Timeout:** The device's backlight will turn off automatically when it is not used for a while. The shorter the timeout the earlier the backlight turns off and the more battery power is preserved.

**Backlight Brightness:** The brighter your backlight is shining the more power is wasted. Choose a low level to preserve battery power.



**Requirements:** BlackBerry® OS 4.6 or above

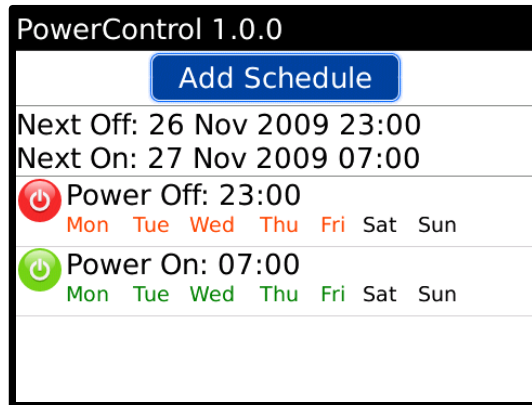
The RIM, BlackBerry and SureType families of related marks, images and symbols are the exclusive properties and trademarks of Research In Motion Limited. More information on legal issues can be found [here](#).

# Quick Guide

## BatteryBooster designed for BlackBerry® Wireless Handheld

### PowerControl:

This is a separate application that comes for free with *BatteryBooster*. It is installed together with *BatteryBooster* and is started when you click on "Start PowerControl". *PowerControl* allows you to setup schedules to turn the BlackBerry off and back on at designated times. For example: Turn off the device when you are at night during your bedtime (11pm – 7am) and turn it back on in the morning. For more details, please refer to a separate guide.



### Low Radio Signal Saver:

When the radio signal drops to a very low level the BlackBerry® has internal functions which start searching for a better signal more often. The lower the signal is, the more it is searched for better reception. This drains the battery a lot and a BlackBerry® device can be out of battery within a day!

The Low Radio Signal Saver is a very useful function that allows to automatically turn off the radio when the signal drops below a certain signal level. The radio then stays off for a defined amount of time before it is switched back on to check if the signal got better (e.g. you left the area with bad network coverage). If the signal is better, the radio stays on, if not the radio is turned off again. While the radio is off, a lot of power is saved. This process will repeat until a good radio signal is available.

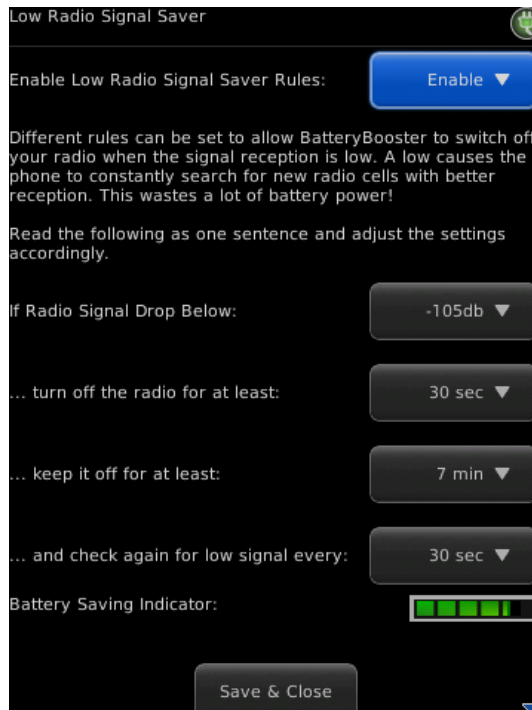
**When setting options, read the options together as one sentence as it will adjust the settings according to your preference.**

*If the radio signal drops below:* Strength of radio signal which you want to have the option activated.

*...turn off the radio for at least:* Monitor the radio signal for the set amount of time before turning off the radio.

*...keep it off for at least:* Length of period which radio is off for.

*...and check again for low signal every:* Monitor the radio signal for the set amount of time again when radio is back on.



**Requirements:** BlackBerry® OS 4.6 or above

The RIM, BlackBerry and SureType families of related marks, images and symbols are the exclusive properties and trademarks of Research In Motion Limited. More information on legal issues can be found [here](#).

# Quick Guide

## BatteryBooster designed for BlackBerry® Wireless Handheld

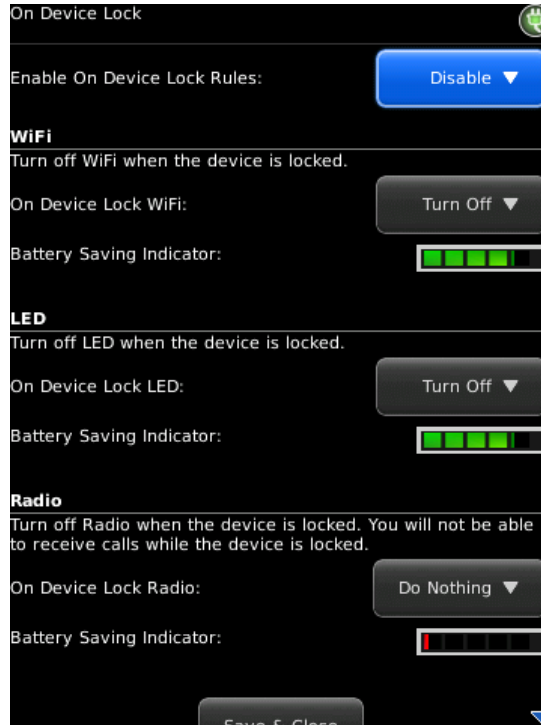
### On Device Lock:

BatteryBooster can perform certain actions when the device is locked. You can choose to turn off the radio, WiFi and LED when the BlackBerry is locked, which can be a huge energy saver. Please note that if radio is set to turn off when device is locked, receiving phone calls during the lock mode will not be possible.

*Enable On Device Lock Rules:* To activate any of the *On Device Lock* functions, you must "Enable" this field.

*On Device Lock WiFi:* Action to take with WiFi when the device is locked.

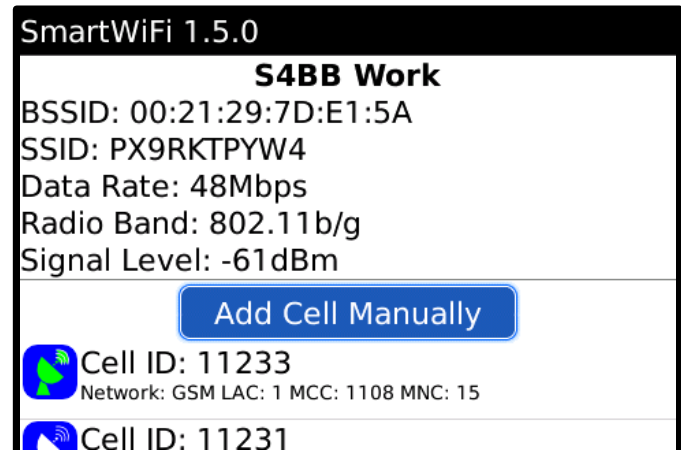
*On Device Lock Radio:* Action to take with Radio when the device is locked.



### SmartWiFi:

SmartWiFi is a separate application than comes for free with BatteryBooster. It is installed automatically and started by clicking on 'Start SmartWiFi'.

SmartWiFi is a very sophisticated battery preservation application that allows to automatically turn WiFi off when it is not needed. In most cases BlackBerry® devices are hooked up to WiFi hotspots at home and at the office. But when you are not at these locations, WiFi is usually still switched on and searches for WiFi networks. In SmartWiFi you can set up designated WiFi hotspot locations where you use WiFi and at every other place outside these locations, WiFi is turned off. Battery power is saved while WiFi is turned off. For more details, please refer to a separate guide.



**Requirements:** BlackBerry® OS 4.6 or above

The RIM, BlackBerry and SureType families of related marks, images and symbols are the exclusive properties and trademarks of Research In Motion Limited. More information on legal issues can be found [here](#).

# Get more for your BlackBerry®

*Designed for BlackBerry® Wireless Handheld*

## You can get more for your BlackBerry®!



In cooperation with MobileSoftMarket we are providing discount coupons exclusively for our customers. You can **save 25%** on all purchases of BlackBerry® software products. The discount coupon can be found at the bottom of this page, and recommended products are listed below.



[Ziplorer](#)



[MemoryBooster](#)



[BatteryBooster](#)



[MessageForward](#)




[MessageSchedule](#)

## Productivity Software for BlackBerry®!



No matter you are a business user or an individual who likes to use the BlackBerry®. Improving your productivity is crucial for all of your life's parts. It is important that you can fulfill your tasks at work and at home in an easy and fast way. Productivity software can help you to increase your own productivity while using a BlackBerry® Wireless Handheld. Please find a selection of best selling productivity applications for BlackBerry® here:



[NextAction!](#)



[NextAction! Pro](#)



[TaskMaster](#)



[HabitMaster](#)



[TaskMailer](#)


## Games for BlackBerry®!




Playing games is a way of relaxing and getting away from stress. Even though it might just happen in your lunch break. Here are the favorites:




[Sudoku Expert  
Martial Arts Edition](#)



[Sudoku Expert  
Porsche Arts Edition](#)



[Sudoku Expert  
Standard Arts Edition](#)



[Sudoku Expert  
Yacht Arts Edition](#)



[BBtris](#)

Your personal 25% Discount Code: **97F34M**

[www.mobilesoftmarket.com](http://www.mobilesoftmarket.com)